



## Laboratory for Acoustics

*Determination of the sound absorption  
(reverberation room method) of BuzziSpace  
designs, manufacturer BuzziSpace*



## 4 Measurements

The products are installed for the laboratory test in the same manner as they are typically installed in practice;

- free-standing on the floor of the reverberation room
- free hanging from the ceiling of the reverberation room

For discrete absorbers like this particular case, the results are expressed as the equivalent sound absorption area per object A (m<sup>2</sup>).

### 4.1 Method

The tests were conducted in accordance with the provisions of the test method ISO 354 in the reverberation room of "Peutz bv" in Mook (the Netherlands) (see figure 1). The relevant data regarding the reverberation room are given in figure 3 of this report.

By means of reverberation measurements the reverberation time of the room is measured under two conditions:

- when the reverberation room is empty
- when the construction under test is inside the reverberation room

In general, once material is placed into the reverberation room a lower reverberation time will result.

The difference in reverberation times is a measure of the amount of absorption brought into the room.

Measurements and calculations were carried out in 1/3-octave bandwidth from 100 to 5000 Hz, according to the norms. Where applicable the octave values have been calculated from these 1/3-octave values.

From the reverberation measurements in the empty reverberation room the equivalent sound absorption  $A_1$  is calculated (per frequency band) according to formula 1 and expressed in m<sup>2</sup>

$$A_1 = \frac{55,3 V}{c T_1} - 4V m_1 \quad (1)$$

in which:

V = the volume of the reverberation room [m<sup>3</sup>]

$$c = 331 + 0,6t \quad (2)$$

in which:

$t$  = the temperature; this formula is valid for temperatures between 15 and 30 °C [°C]

$$m = \frac{\alpha}{10 \log(e)} \quad (3)$$

in which:

$\alpha$  = "attenuation coefficient" according to ISO 9613-1

In the same manner the equivalent sound absorption  $A_2$  for the room with the test specimen is calculated according to formula 4, also expressed in  $m^2$

$$A_2 = \frac{55,3V}{cT_2} - 4Vm_2 \quad (4)$$

in which:

$c$  and  $V$  have the same definition as in formula 1 and

$T_2$  = the reverberation time of the reverberation room with the test specimen placed inside [sec]

$m_2$  = "power attenuation coefficient" in the room with the test specimen placed inside, calculated according to formula 3 [ $m^{-1}$ ]

The equivalent sound absorption  $A$  of the test specimen has been calculated according to formula 5 and is expressed in  $m^2$

$$A = A_2 - A_1 \quad (5)$$

When the test specimen consists of one plane with an area between 10 and 12  $m^2$  the sound absorption coefficient  $\alpha_s$  has to be calculated according to formula 6:

$$\alpha = \frac{A}{S} \quad (6)$$

in which:

$S$  = the area of the test specimen [ $m^2$ ]

## 4.2 Accuracy

The accuracy of the sound absorption as calculated can be expressed in terms of repeatability (tests within one laboratory) and reproducibility (between various laboratories).

When:

- two tests are performed on identical test material
- within a short period of time
- by the same person or team
- using the same instrumentation
- under unchanged environmental conditions

the probability will be 95% that the difference between the two test results will be less than or equal to  $r$ .

In order to evaluate the repeatability  $r$  for the sound absorption measurements performed in the reverberation room of "Peutz bv" in Mook (the Netherlands) eight series of measurements have been carried out according to ISO 354:1985 annex C. From the results of those measurements the repeatability  $r$  has been calculated. It was found that for the frequency range from 100 to 200 Hz and at 5000 Hz the repeatability  $r$  is 0,21 as a maximum. For the frequency range 250 to 4000 Hz the repeatability  $r$  is 0,09 as a maximum.

## 4.3 Environmental conditions during the measurements

### t4.1 Environmental conditions during the measurements

reverberation room		temperature	barometric pressure	relative humidity
		[°C]	[kPa]	[%]
empty	05-01-2017	15,6	103,1	56
	24-01-2017	15,3	102,7	50,3
With objects	05-01-2017	15,5 – 16,3	103,1 – 103,3	50,7 - 58,3
	24-01-2017	15,2 – 16,0	102,8 – 103,0	50,9 – 52,9

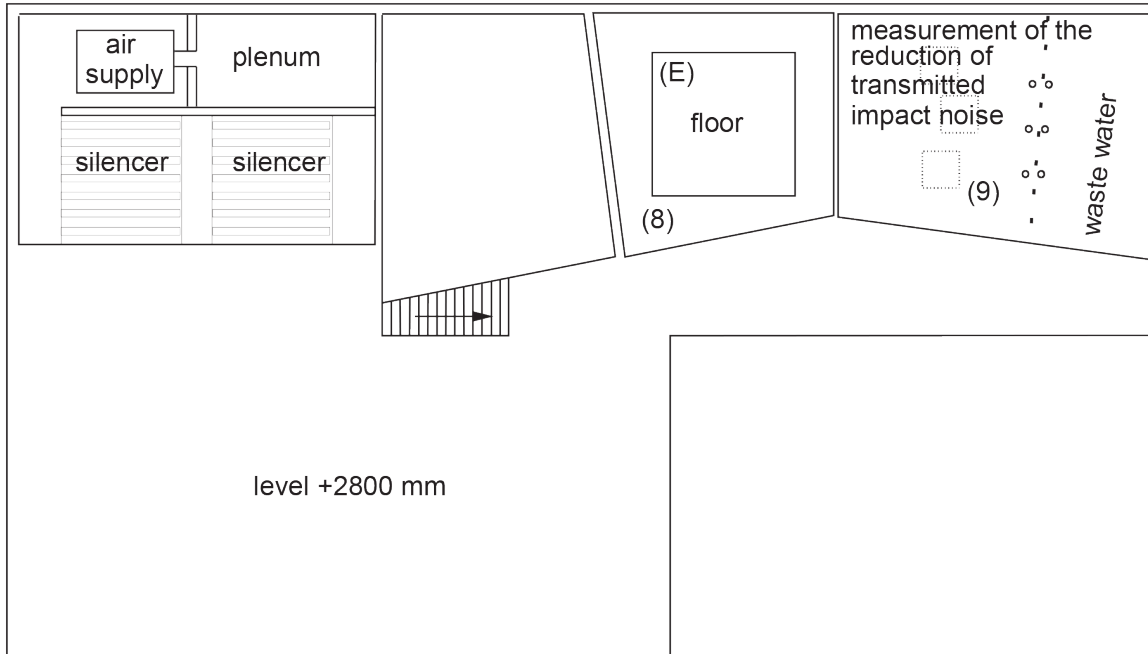
## 4.4 Results

The results of the measurements are given in table t4.2 up and including table t4.9 and in figure 4 to 20. The measurements were made in 1/3-octave bands. The results presented in octave-bands are the arithmetic average of the results of the three 1/3-octave bands belonging to that octaveband.

PEUTZ bv  
Lindenlaan 41, NL-6584 AC MOLENHOEK (LB), THE NETHERLANDS

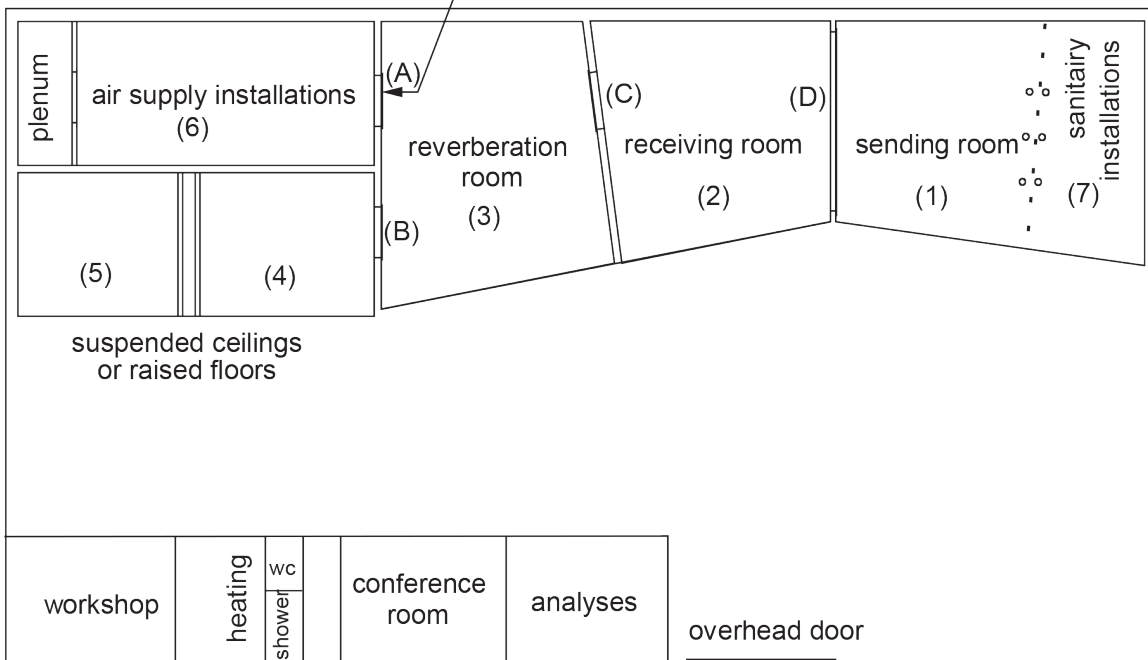
OVERVIEW

Story



Ground level

opening (A) (closed)  
w x h = 1300 x 1905 mm



TEST OPENINGS (w x h in mm)

- (B) 1000 x 2200
- (C) 1500 x 1250
- (D) 4300 x 2800
- (E) 4000 x 4000

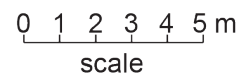


figure 1

PEUTZ bv  
Lindenlaan 41, 6584 AC MOLENHOEK (LB)

**REVERBERATION ROOM**

The reverberation room meets the requirements of ISO 354:2003.

additional data:

volume : 214 m<sup>3</sup>

total area S<sub>t</sub> (walls, floor and ceiling) : 219 m<sup>2</sup>

diffusion: by the shape of the room and by adding 6 curved and 2 flat reflecting elements with a total area of approx. 13 m<sup>2</sup> a sufficient diffusion has been gained.

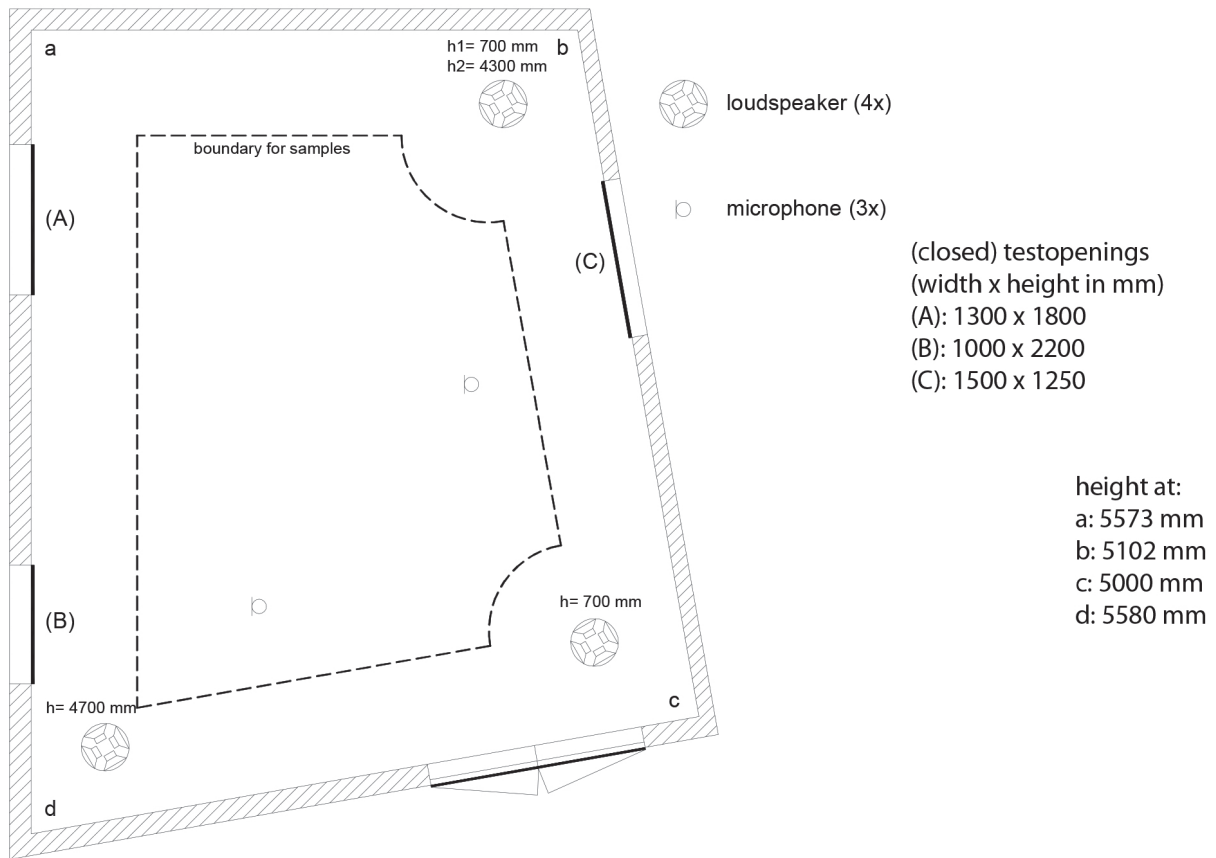
reverberation time of the empty reverberation room during measurements of 24-01-2017

frequency (1/1 oct.)	125	250	500	1000	2000	4000	Hz
reverberationtime	7,84	6,35	6,09	5,45	4,04	2,54	sec.

repeatability r (1/1 oct.) c.f. ISO 354:1985 annex C (see chapter 4.2 of this report).

r bij hoge α	0,13	0,04	0,04	0,02	0,02	0,08	-
r bij lage α	0,09	0,02	0,01	0,02	0,02	0,04	-

plan



0 1 2 m

## EQUIVALENT SOUND ABSORPTION AREA PER OBJECT conform ISO 354:2003



principal: Buzzispace

### Variant 6: BuzziMood Square

filling: Reindeer moss  
 outer dimensions: L x W = 600 x 600 mm  
 thickness: 75 mm

mounted direct at the floor of the reverberation room



Absorb, versie 5.9 mode 9, PM: JK, file: a3470 E#:858-893 F#:1079-1114 A#:1115 T<sub>1</sub> = 18,9 °C T<sub>2</sub> = 18,8 °C p<sub>1</sub> = 103,2 kPa p<sub>2</sub> = 102,9 kPa h<sub>1</sub> = 51,5 % h<sub>2</sub> = 49,3 %

volume reverberation room: 214 m<sup>3</sup>

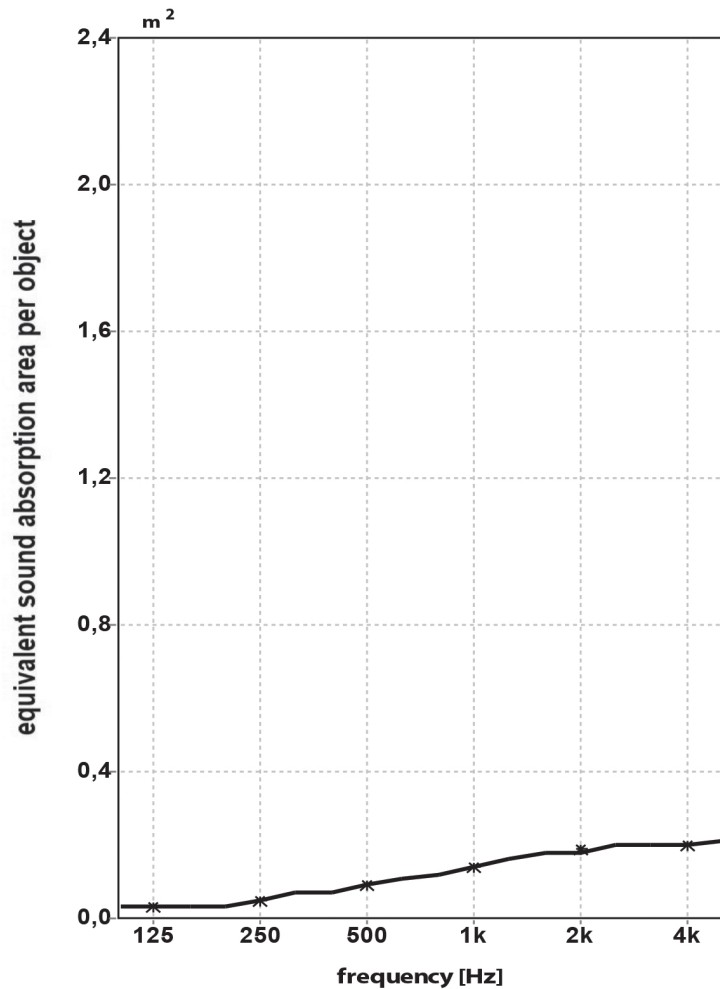
number of elements: 15

measured at: Peutz Laboratory for Acoustics

signal: broad-band noise

bandwidth: 1/3 octave

— 1/3 oct.  
 \* 1/1 oct.



	0,03	0,03	0,07	0,12	0,18	0,20
1/3 oct.	0,03	0,05	0,09	0,14	0,18	0,20
	0,03	0,07	0,11	0,16	0,20	0,21
<b>1/1 oct.</b>	<b>0,03</b>	<b>0,05</b>	<b>0,09</b>	<b>0,14</b>	<b>0,19</b>	<b>0,20</b>

publication is permitted for the entire page only

report A 3470-3E-RA

Mook, measured at 27-09-2018

figure 8

## EQUIVALENT SOUND ABSORPTION AREA PER OBJECT conform ISO 354:2003


principal: Buzzispace



### Variant 7: BuzziMood Square

filling: Acoustic foam  
 outer dimensions: L x W = 600 x 600 mm  
 thickness: 75 mm

mounted direct at the floor of the reverberation room



Absorb, versie 5.9 mode 9, PM: JK, file: a3470 E#:858-893 F#:1116-1151 A#:1301 T<sub>1</sub> = 18,9 °C T<sub>2</sub> = 18,8 °C P<sub>1</sub> = 103,2 kPa P<sub>2</sub> = 102,9 kPa h<sub>1</sub> = 51,5 % h<sub>2</sub> = 49,2 %

volume reverberation room: 214 m<sup>3</sup>

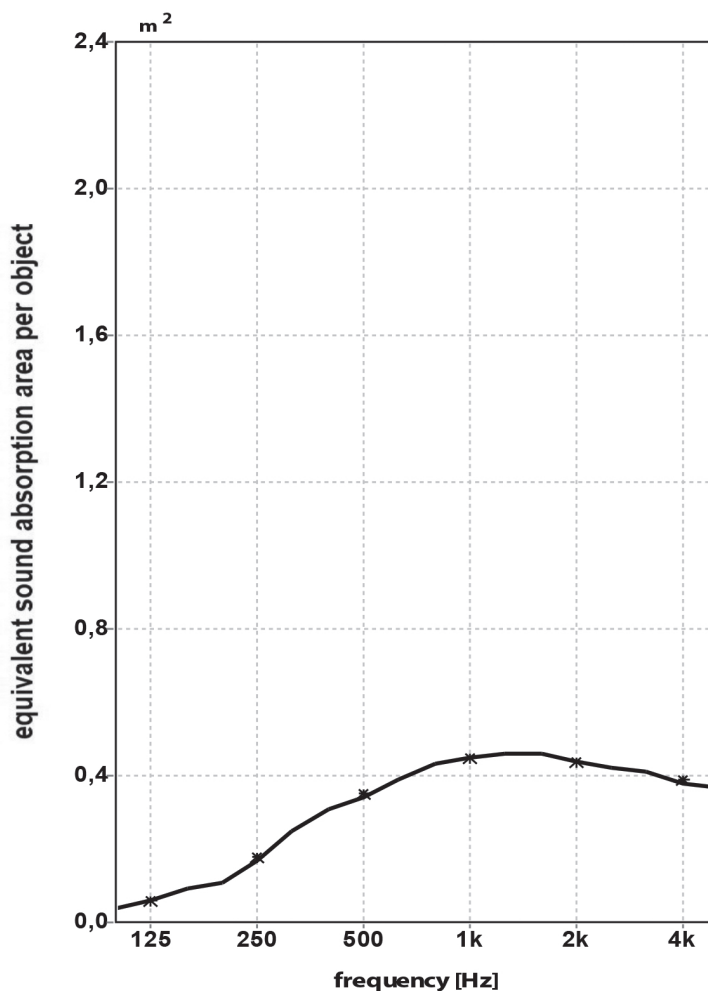
number of elements: 15

measured at: Peutz Laboratory for Acoustics

signal: broad-band noise

bandwidth: 1/3 octave

— 1/3 oct.  
 \* 1/1 oct.



	0,04	0,11	0,31	0,43	0,46	0,41
1/3 oct.	0,06	0,17	0,34	0,45	0,44	0,38
	0,09	0,25	0,39	0,46	0,42	0,37
<b>1/1 oct.</b>	<b>0,06</b>	<b>0,18</b>	<b>0,35</b>	<b>0,45</b>	<b>0,44</b>	<b>0,39</b>

publication is permitted for the entire page only

report A 3470-3E-RA

Mook, measured at 27-09-2018

figure 9