



Product Specification Sheet

BuzziCone EU

— By BuzziSpace Studio

Conic and Iconic

BuzziCone is a classic yet original noise-reducing lighting, which offers the best of both worlds: light and good silence. This cone-shape slim pendant in soft BuzziFelt offers elegant decorative light, being the perfect addition to any setting. Hang them individually or cluster them in different height to delineate the ideal microenvironment. BuzziCone is available in a wide range of striking BuzziFelt colors. Be even more creative by adding a layer of fabric to the BuzziFelt (inside or outside). You can take your pick from the 3 models based on different angles: 47, 102 and 133.



The Family

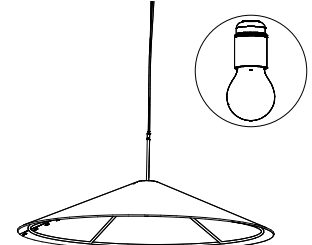
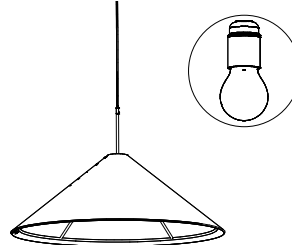
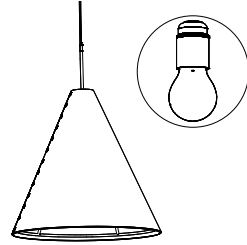
Models

BuzziCone 47

BuzziCone 102

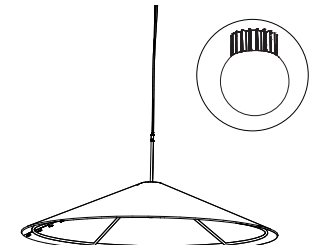
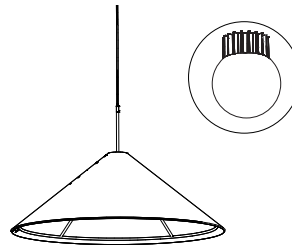
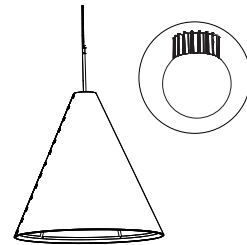
BuzziCone 133

Retrofit E27
(bulb excluded)

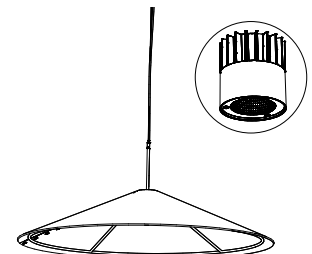
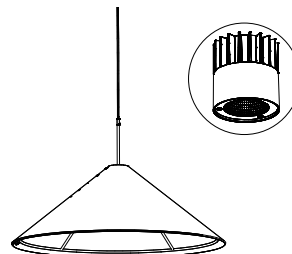
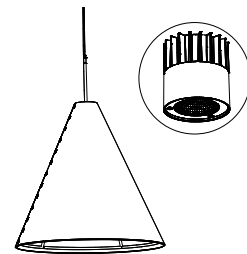


Lighting Units

Sol Solo Globe



Sol Solo Spot



Required order information

1. Size
2. Light Option
3. BuzziFelt Color
3. Optional extra layer inside or outside (CAT -> Collection -> Color)

Lighting Data

Lighting Units

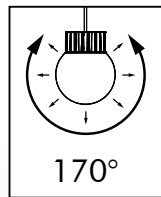
Retrofit Lighting unit



Retrofit E27 bulb excluded, Max 60W.

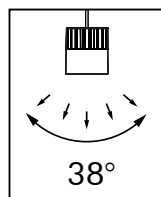
BuzziSol

Globe



BuzziSol Solo is a suspended LED fixture consisting of 1 powder-coated black heatsink with LED chip on board (COB) light source. The product can be finished with a frosted glass globe diffuser which spreads the light in a large beam angle of 170°, enlightening the surroundings or a reflector spot adaptor directing the light with a beam angle of 38° downwards.

Spot



BuzziCone

Model: 47 | 102 | 133

Lighting Options

Lighting Unit **Voltage Input**

Retrofit Solo 220-240V

Characteristics

Technical

Wattage: Max. 60W

Visual

Color:
Power Cable: Black
Ceiling Canopy: Black

Mounting

Options

1 cable of 2 or 5 m
Black

Lighting Options

Lighting Unit **Voltage Input**

LED Solo 220-240V

2700K
3000K
4000K

UGR (Diffuser type)

23 (Globe)

Dimming

1-10V
DALI

Characteristics

Technical

Power consumption: 20W
Light output: 1500 Lm
Efficacy: 75 Lm/W
CRI: > 90

Visual

Color:
Power Cable:
Black
Ceiling Canopy:
Black

Mounting

Options

1 cable of
2 or 5 m
Black

12 (Spot)

1-10V
DALI

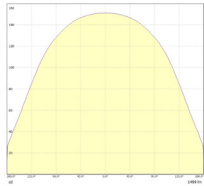
Power consumption: 20W
Light output: 1500 Lm
Efficacy: 75 Lm/W
CRI: >w 90



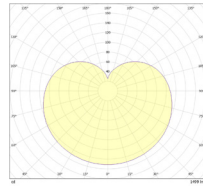
Photometric Data

BuzziCone BuzziSol Solo

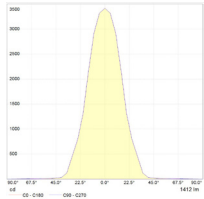
Solo Solo Globe Cartesian diagram



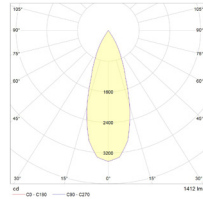
Solo Solo Globe Polar curve



Solo Solo Spot Cartesian diagram



Solo Solo Spot Polar curve



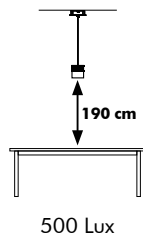
Tips and Tricks - Light Options

To enlighten your workplace with optimal lux levels take following measurements into account:

BuzziCone BuzziSol Solo

Solo Spot

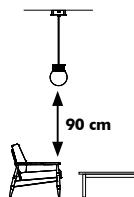
Office,
Meeting room



500 Lux

Solo Globe

Office,
Meeting room



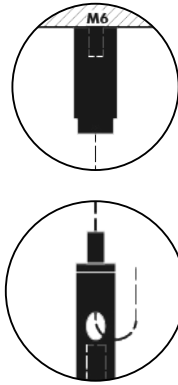
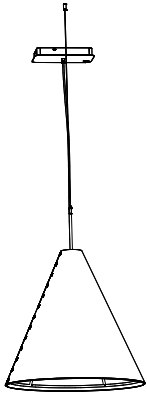
100 Lux

* According to EN12464

Product Data

Fixing System

Fixing System Acoustic Panel



BuzziCone is suspended on 1 cable of 2 or 5m black colored, with fixing screw.

⚠ If installing on suspended ceiling, verify load capacity prior to installation.

Acoustic Panel



The acoustic panel consists of one layer of BuzziFelt, finished with push buttons in glossy black. Optional an extra layer of Fabric or Hero 2 can be added on the inside or outside.



Absorption



Diffusion



Mid tone

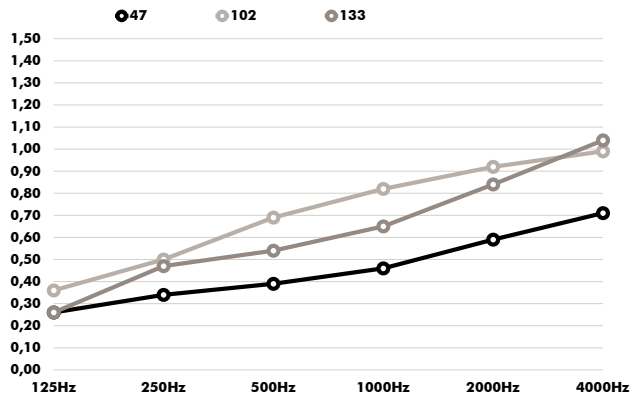


High tone

Acoustics Data

BuzziCone

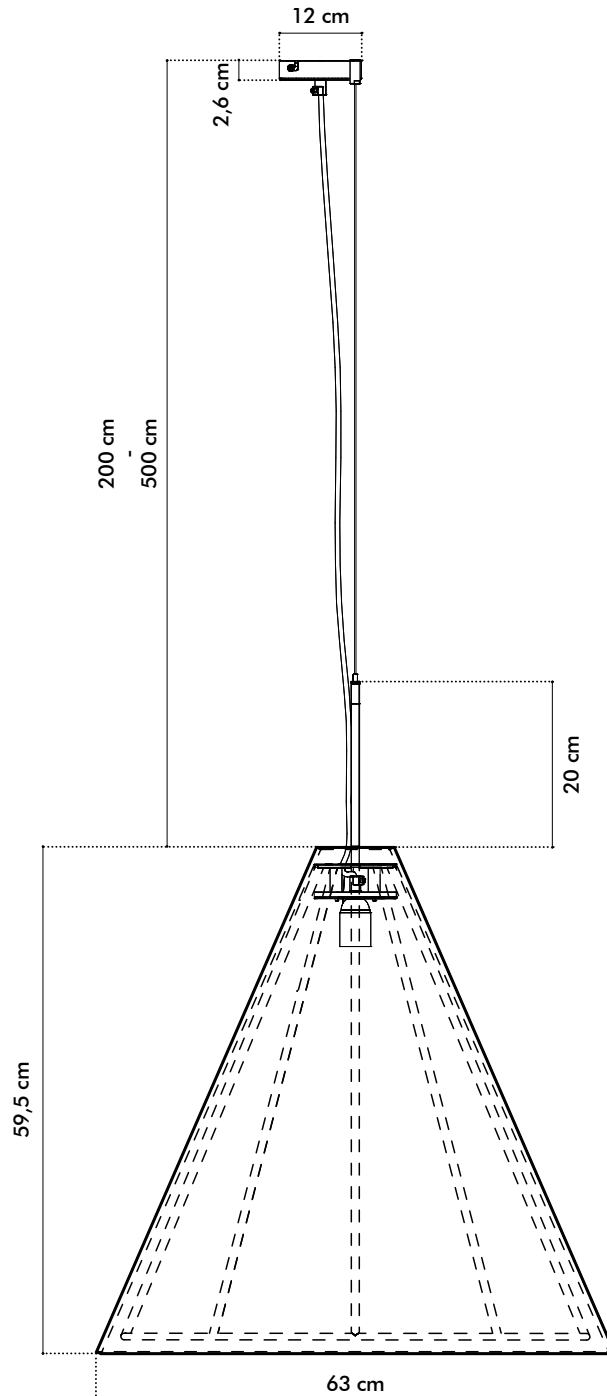
Equivalent sound absorption area in m² per object



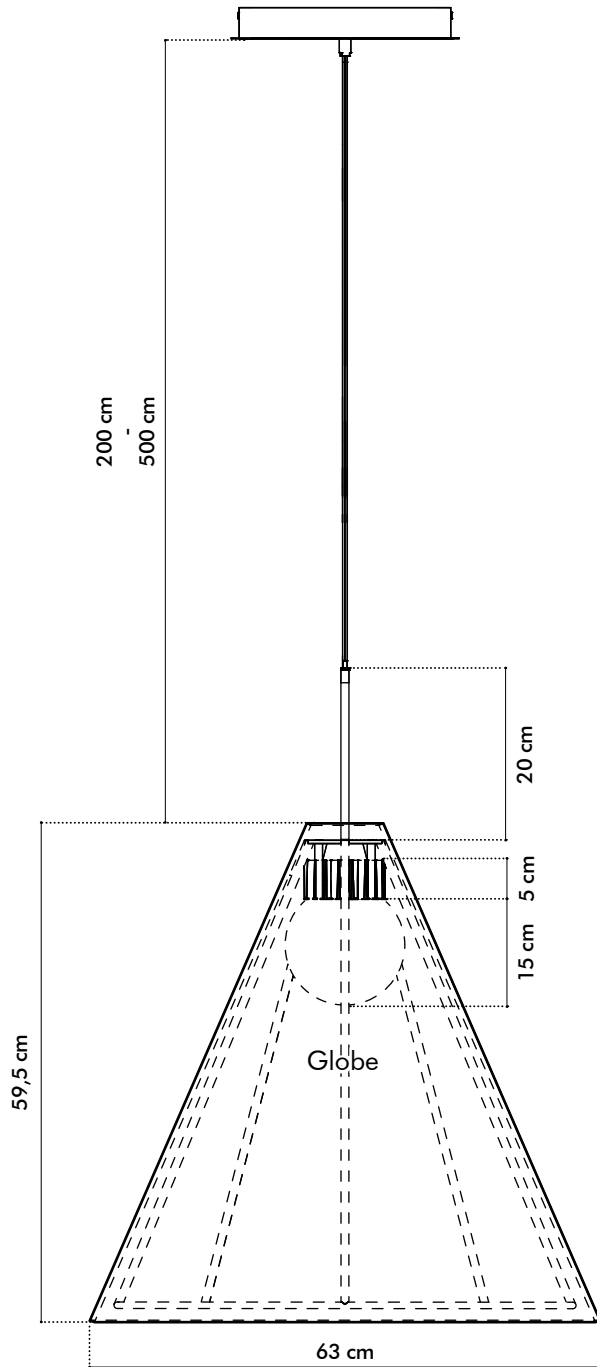
Hz	Cone 47 Aeq/m ²	Cone 102 Aeq/m ²	Cone 133 Aeq/m ²
125	0.26	0.36	0.26
250	0.34	0.50	0.47
500	0.39	0.69	0.54
1000	0.46	0.82	0.65
2000	0.59	0.92	0.84
4000	0.71	0.99	1.04

Dimensions

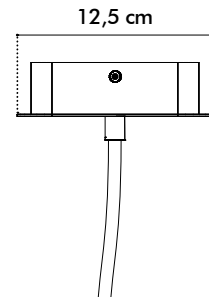
BuzziCone 47 Retrofit



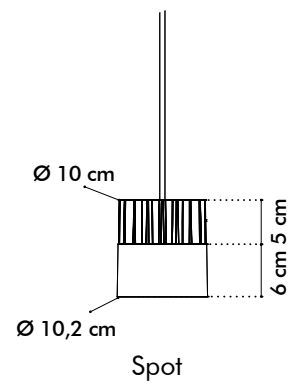
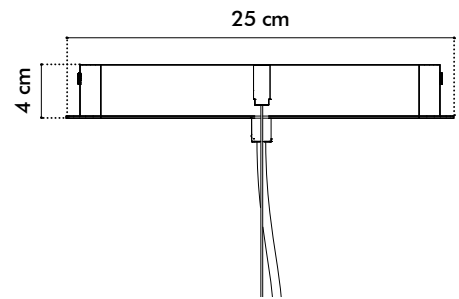
BuzziCone 47 LED



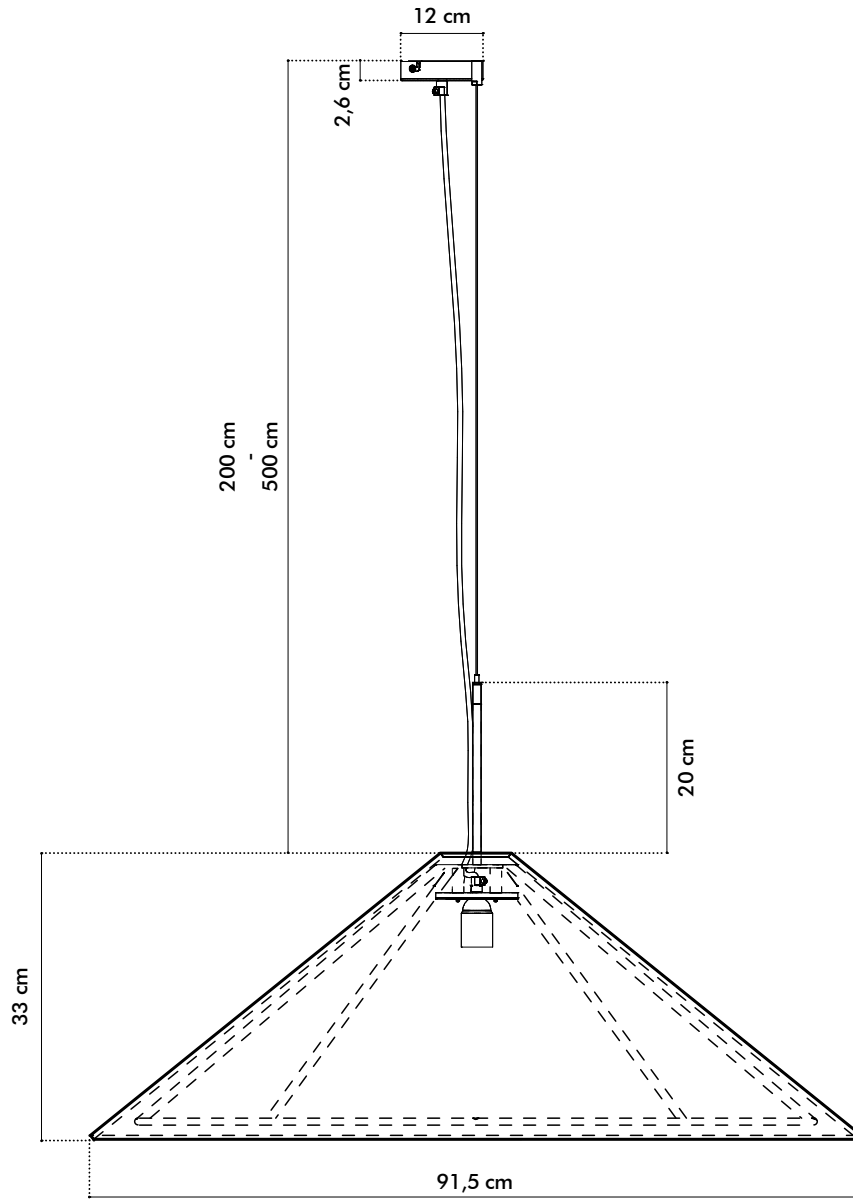
Front



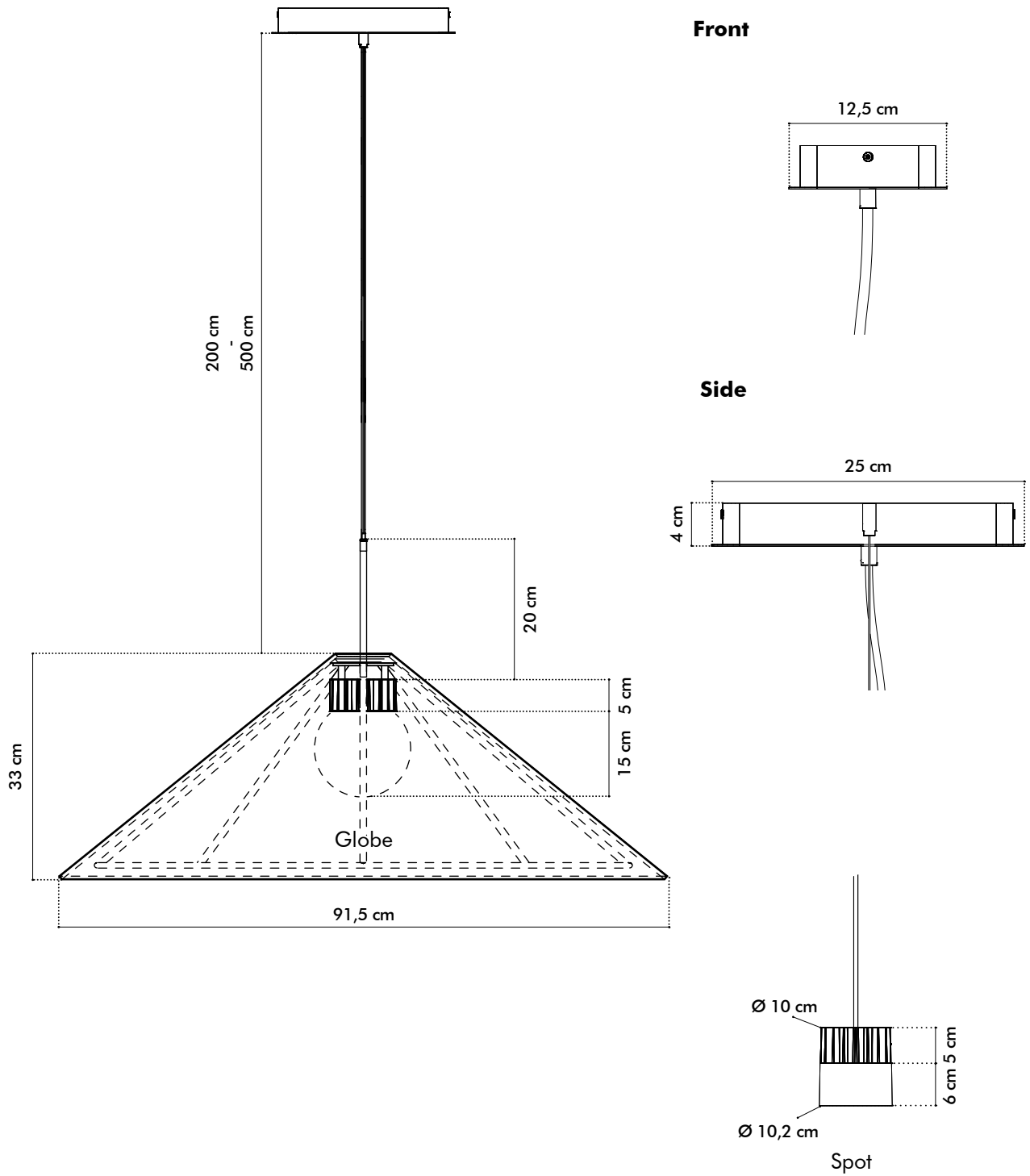
Side



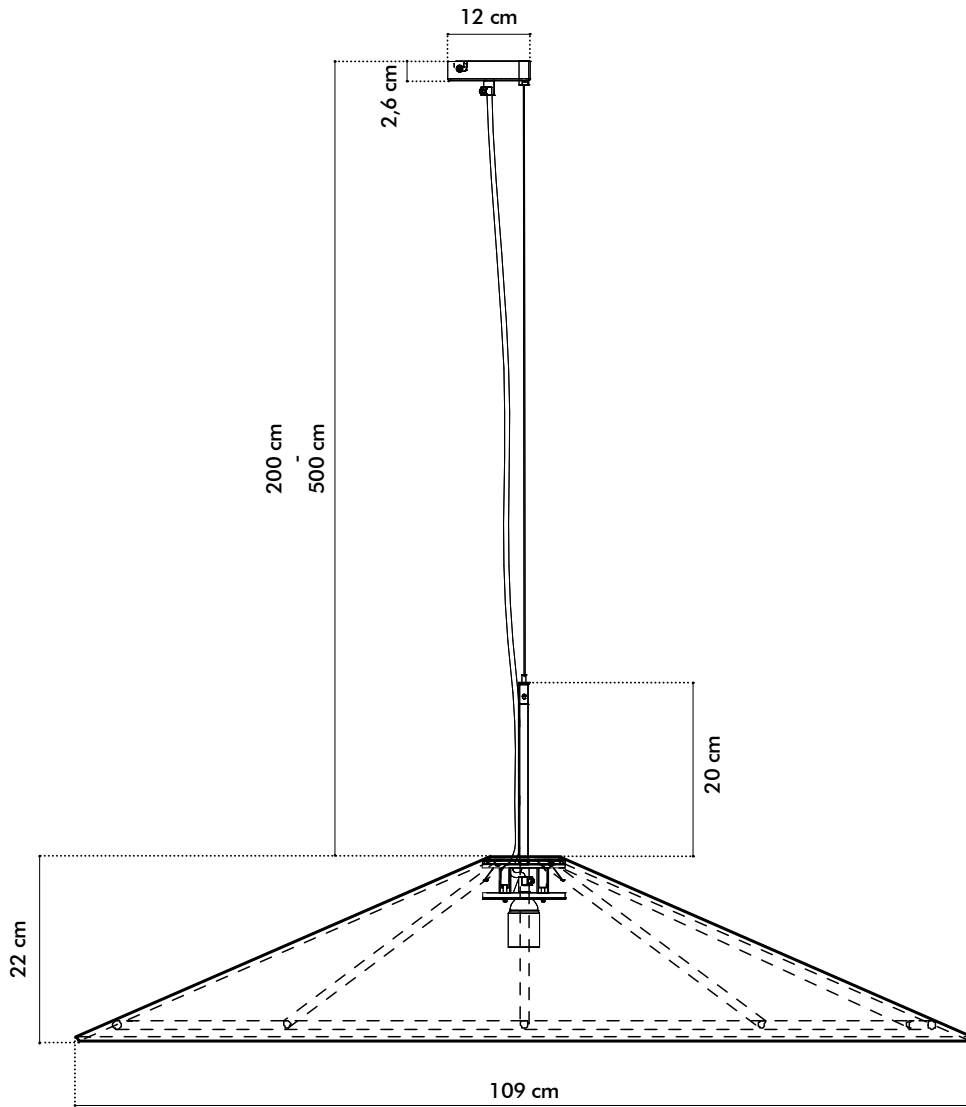
BuzziCone 102 Retrofit



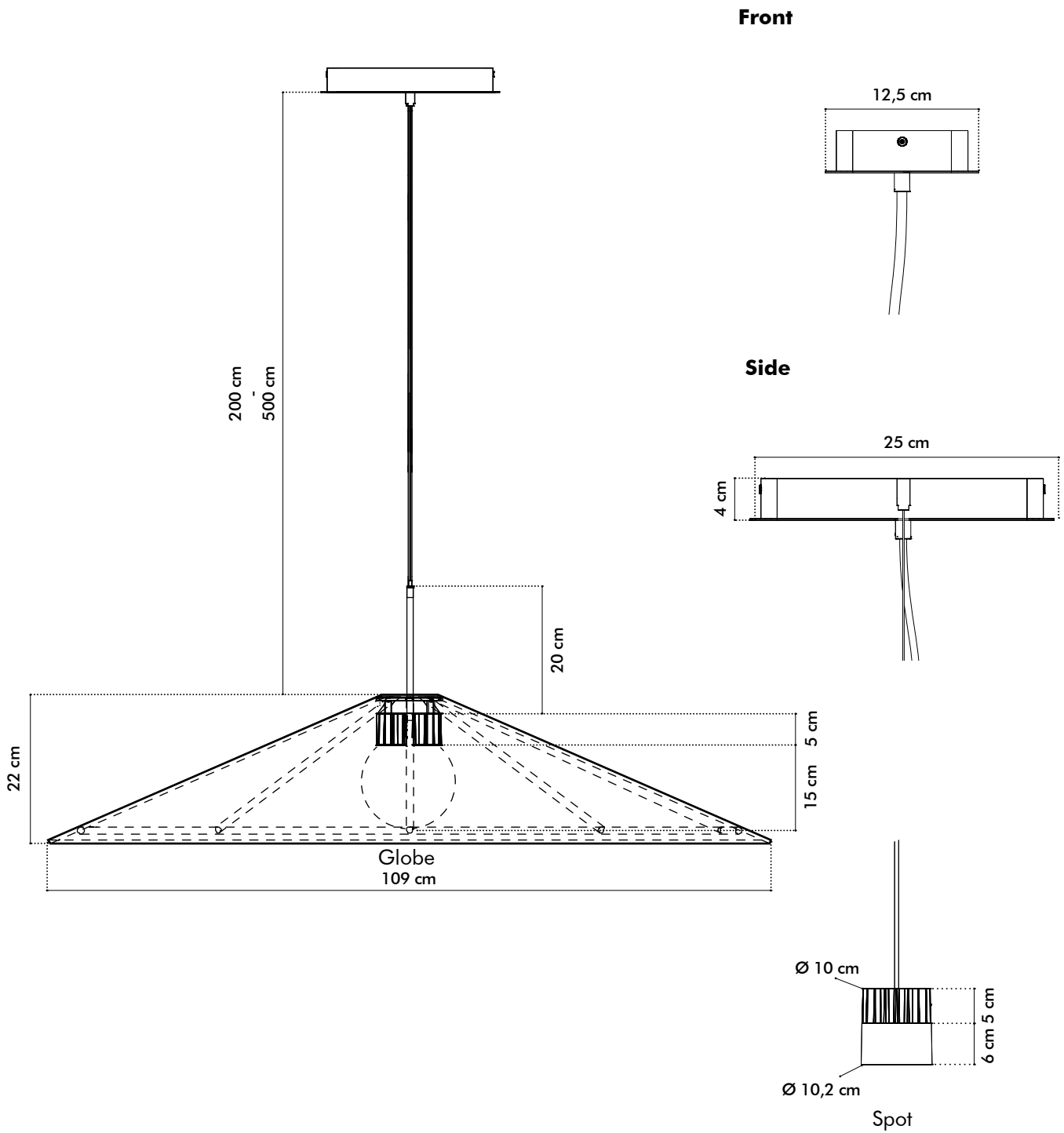
BuzziCone 102 LED



BuzziCone 133 Retrofit

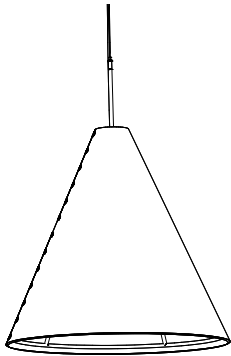



BuzziCone 133 LED



Weights


BuzziCone 47



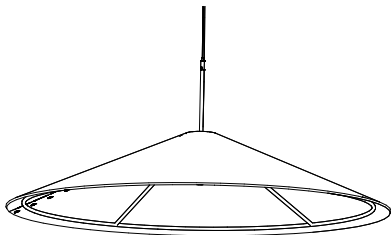
 6,5 kg


BuzziCone 102



 7 kg


BuzziCone 133



 7,5 kg

Fabrics


Felt (12 colors)



Composition 100% Recycled PE.T. Felt, latex backing
Weight 1.000 g/m² | 29.49 oz/yd²
Abrasion resistance >7.000 Martindale
Flammability EU: EN 13501.1 + A1/2009 Class B-s1,d0
USA: ASTM E84 Class A certified
Fastness to light USA 5



Fabric (45 colors)




Category A
Composition 70% Recycled Wool, 25% Recycled Polyacryl,
5% Recycled Other Fabrics
Weight 405 g/m² | 11.94 oz/yd²
Abrasion resistance 40.000 Martindale, 50,000 Wyzenbeek
Flammability EU: EN 1021.1/2006 | BS EN 1021.1/2006 (cigarette).
EN 1021.2/2006 | BS EN 1021.2/2006 (match)
USA: CAL TB 117 | ASTM E84 CLASS A
Fastness to light EU: 4 | USA 4
Fastness to rubbing EU: Wet 3-4 | Dry 4-5
Fastness to crocking USA: Wet 5 | Dry 5



Hero 2 (33 colors)

kvadrat



Category C
Composition 97% new wool, 3% nylon
Weight 580 g/lin.m
Abrasion resistance 45.000 Martindale rubs, EN ISO 12947
Flammability EN 1021-1/2 | DIN 4102 B2 | NF D 60 013
UNI 9175 1IM | US Cal. Bull. 117-2013 | NFPA 260
IMO A.652 (16)
Fastness to light Note 5-6, ISO 105-B02
Fastness to rubbing (ISO) dry 4-5, wet 4-5
Pilling Note 3-4, EN ISO 12945

